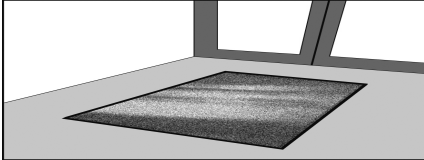
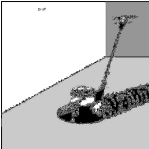

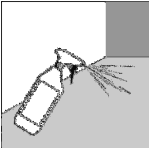

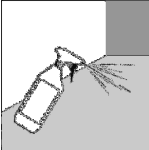


DLW Linoleum with LPX Surface

Cleaning and Care Recommendation

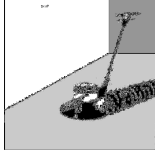

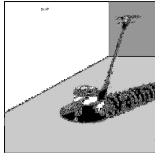



Adequately dimensioned textile-based clean walkway zones (at least 2 to 3 paces long) protect the floor covering against fine dust and moisture. If the clean walkway zones are regularly cleaned, they protect the floor covering, thus increasing its utility and reducing cleaning costs in the property.

Type of cleaning		Cleaning materials and equipment
Completion of installation cleaning		
<ul style="list-style-type: none"> Machine cleaning of floor covering Rinse with clean water <p>Factory-applied LPX may not be removed.</p>		<ul style="list-style-type: none"> Single-disk machine, 150 – 180 RPM max. Scrubbing brush or red 3M pad Neutral or alcohol-based cleaner with pH < 9 as required
Maintenance		-----
Principally not necessary*		
Routine cleaning		
<p>Low degree of contamination and/or loose-lying dirt</p> <ul style="list-style-type: none"> Remove by vacuum cleaning/ brushing and/or by moist mopping <p>Heavy, strongly sticking contamination</p> <ul style="list-style-type: none"> <u>Smaller areas:</u> Spray until moist and collect loosened dirt with cleaning cloths <u>Larger areas:</u> use the twin-bucket mopping method or a suitable scouring vacuum cleaning machine Regular polishing seals the surface and improves the durability of the floor covering, as well as providing better protection against most scuffing agents. <p>Scuff marks, heel marks</p> <ul style="list-style-type: none"> First treat affected floor covering areas with spray cleaner Then machine polish 	   	<ul style="list-style-type: none"> Vacuum cleaner Disposable mopping pads Mop and mop head covering Mopping cleaning agent Mop and mop head covering Mopping cleaning agent and spray bottle Twin bucket and mop head covering Mopping cleaning agent Disinfectant cleaner (see "Special property requirements") Scouring vacuum cleaning machine Automatic cleaning machine for linoleum Spray cleaner Single-disk machine, 300 – 1000 RPM. Polishing pad, e.g. beige or red 3M pad

DLW Linoleum with LPX Surface

Cleaning and Care Recommendation

<p>Protective film restoration</p> <ul style="list-style-type: none"> Covering areas are partially or fully buffed to give an even matt surface to the existing protective film / coating Remove dust Apply a protective film If application is only partial, the cross-over areas must be matched up by polishing 	  	<ul style="list-style-type: none"> Single-disk machine (e.g. Nilfisk 545) with at least 300 RPM. Polishing pad, e.g. blue or green 3M pad Mop Polymer dispersion / Maintenance emulsion Single-disk machine with at least 300 RPM. Polishing pad, e.g. beige or red 3M pad
<p>Special property requirements*</p>		
<ul style="list-style-type: none"> Twice-applied polymer dispersion, disinfectant-resistant if necessary Sufficient drying time must be allowed between applications 		<ul style="list-style-type: none"> Polymer dispersion, surface disinfectant-resistant if necessary Mop and mop head covering

*The appearance of a floor covering is affected by property-specific environmental conditions (such as the frequency of use) and may be subject to property-specific requirements (applicable hygiene standards for instance). For this reason it may sometimes be necessary to take further measures, for example the application of an additional surface protection agent.

The suitability of the dispersion / emulsion, particularly for electrically conducting linoleum, must be checked with the manufacturer.

Special notes:

- During routine cleaning, care should be taken that a complete protective film is always present on the floor covering surface. If necessary, the factory-applied surface protection should be restored by using a mopping cleaning agent or polymer dispersion.
- After completing laying work, the floor covering areas should be protected against damage, contamination and scratching in areas that are heavily frequented during the building phase by using protective coverings. The compatibility of adhesive tape with linoleum should be checked with the tape manufacturer before use.
- Sufficiently dimensioned textile-based clean walkway zones (at least 2 to 3 paces long) protect the floor covering against fine dust and moisture. If the clean walkway zones are regularly cleaned, they protect the floor covering, thus increasing its utility and reducing cleaning costs in the property.
- Raised floors are treated by wet mopping or with disposable mopping pads and the spray cleaner method used if necessary.
- To avoid damage to the floor, we recommend that, in accordance with EN 12529, chair castors of type "W" and soft furniture gliders (felt or soft light-coloured plastic) be used. Chair and furniture floor contact areas must not have sharp edges.
- Prolonged contact with coloured rubber, particularly if black, can cause colouration of elastic floor coverings, which cannot be removed. To avoid this, we recommend the use of underlay plates or suitable rollers (PUR or another suitable material).
- The anti-slip properties of a floor covering are significantly affected by the amount of dirt present, the frequency of cleaning as well as the cleaning and care materials used. A reduction in cleaning activity can therefore lead to various potential hygiene and safety issues.

For installation recommendation please have a look in www.armstrong.eu

As of: 07 / 2007

Telephone: 071 42 / 71 340

www.armstrong.eu

service_germany@armstrong.com